

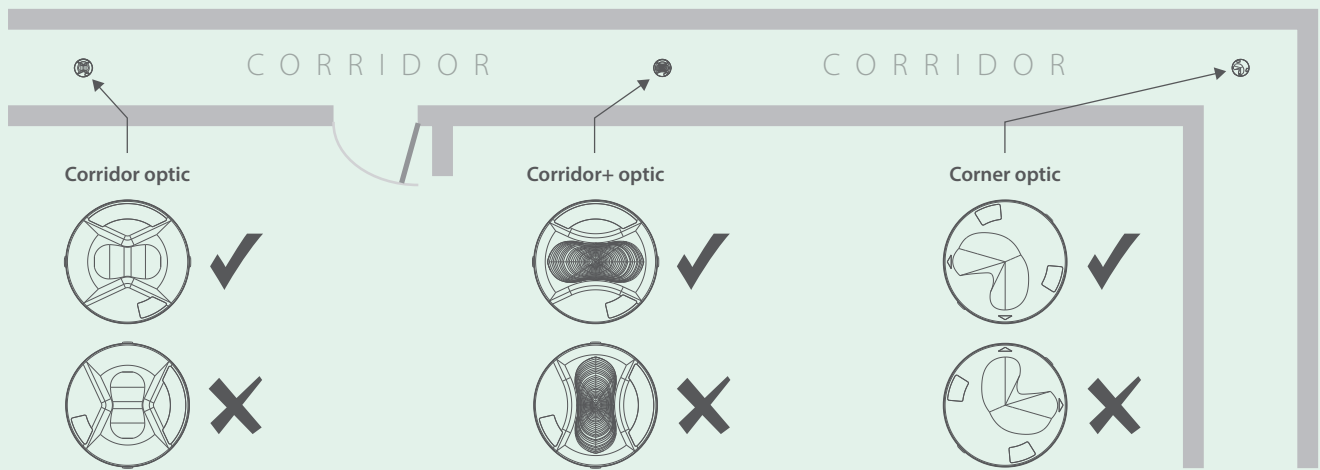
## FEATURES

Control Gear	Operation	Supply voltage	Maximum luminaires on a Type B, 10A circuit breaker	Product Codes
Central Supply	Dependant on Central Battery System	198-264V AC 50/60 Hz 176-276V DC	80 Luminaires	TYKCSSDCLA TYKCSSARLA TYKCSSCPCLA TYKCSSCNLA TYKCSSSPLA
Central Supply DALI	Dependant on Central Battery System	198-264V AC 50/60 Hz 176-276V DC	80 Luminaires	TYKCSSDCDA TYKCSSARDA TYKCSSCPDA TYKCSSCNDA TYKCSSSPDA

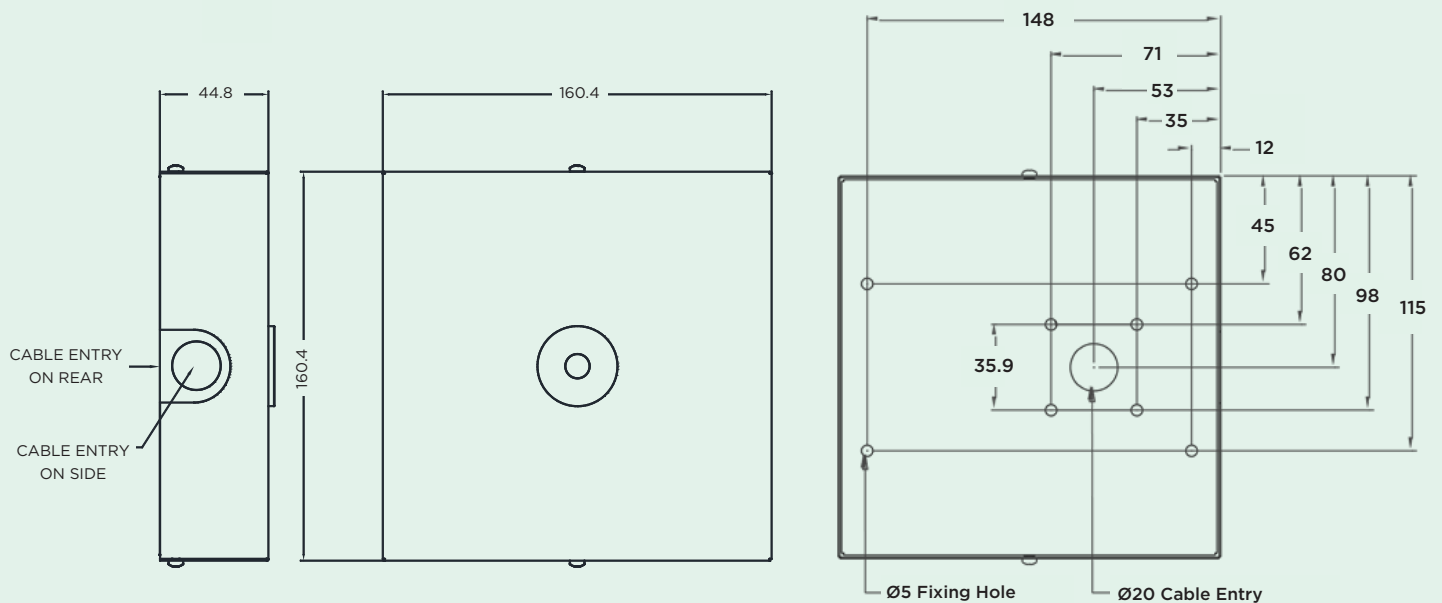
## IMPORTANT-SAFETY

Before carrying out any servicing on this luminaire, ensure that the mains supply is fully isolated. Disconnect luminaire before insulation testing of the installation.

## LENS ORIENTATION

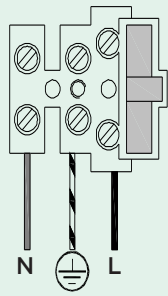


## LUMINAIRE DIMENSIONS

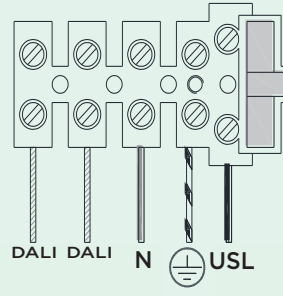


SUPPLY CONNECTIONS

CENTRAL SUPPLY



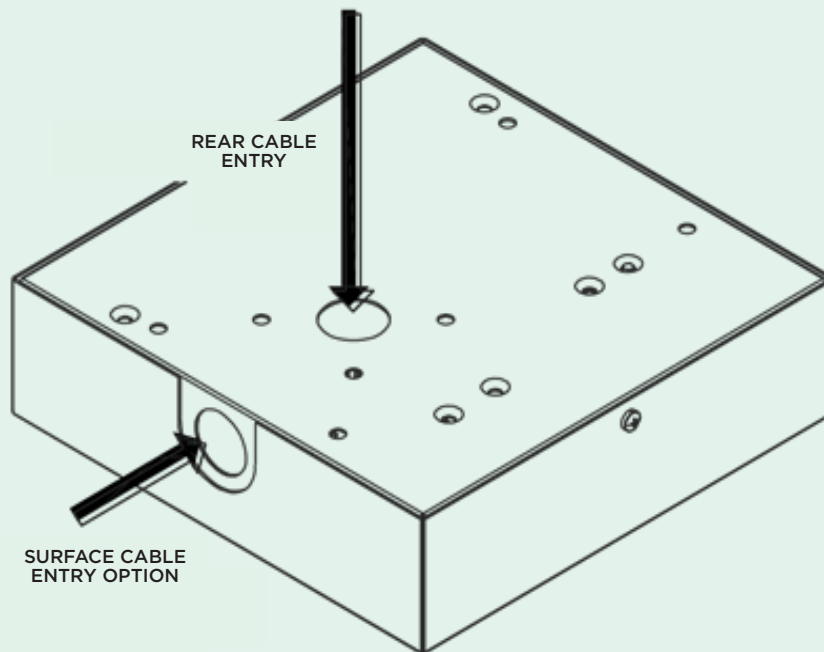
CENTRAL SUPPLY  
DALI



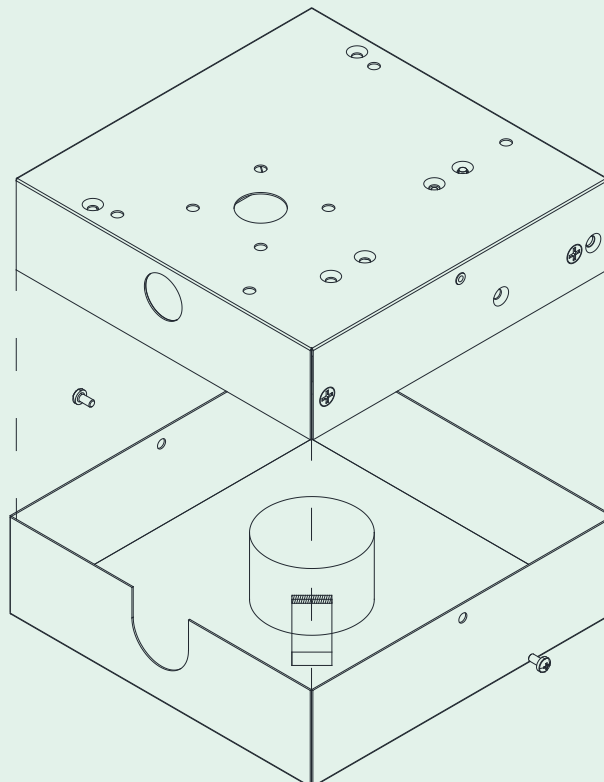
BASIC INSULATION IS MAINTAINED BETWEEN THE LV SUPPLY AND CONTROL CONDUCTORS ON THIS LUMINAIRE.  
NOT SUITABLE FOR LOOPING IN AND OUT

GENERAL INSTALLATION METHOD

1.



2.



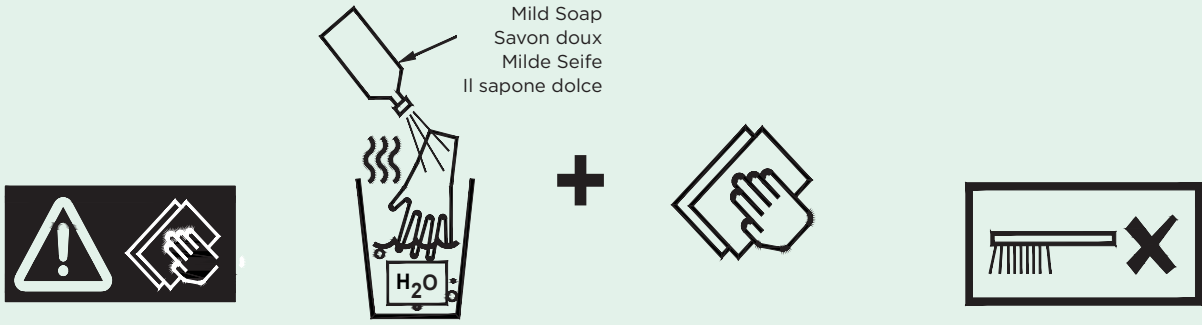
Fitting Reference:		Installation Date:										Location:
MONTH	TEST	EXAMPLE	1ST YEAR	2ND YEAR	3RD YEAR	4TH YEAR	5TH YEAR	6TH YEAR	7TH YEAR	8TH YEAR		
	1. Functional	PASSED										
	2. Functional	PASSED										
	3. Functional	PASSED										
	4. Functional	PASSED										
	5. Functional	PASSED										
	6. Functional	PASSED										
	7. Functional	FAILED- REPLACED LAMP HEAD										
	8. Functional	PASSED										
	9. Functional	PASSED										
	10. Functional	FAILED- REPLACED BATTERY										
	11. Functional	PASSED										
	12. 3-Hour Duration	PASSED										

Each month, or more frequently if a fault is identified, we recommend the installation is checked for status of L.E.D.'s. Corrective action if necessary should be taken and recorded on the above form.

Follow good practice as laid down in relevant legislation such as BS 5266.

TO RESET AFTER A FAULT - SWITCH LUMINAIRE UNSWITCHED  
 MAINS OFF / ON.  
 SLOW RED LED FLASHING = BATTERY FAULT  
 PERMANENT RED LED = LAMP FAULT

**CLEANING INSTRUCTIONS**



**INFORMATION**

**Operation and Maintenance**

Continual operation at mains voltages in excess of the rated voltage will reduce LED and expected gear life.

This luminaire uses plastic components in its construction and when installed in environments containing chemicals, degradation may occur.

Operation outside intended / stated parameters may cause a hazard, and in an extreme case, for example water ingress to electronic circuits, may cause a fire.

Please contact our Technical Department for advice.

**Modifications**

Philip Payne products should not be modified.

Any modification may render the product unsafe and will invalidate any Safety/Approval marks.

Philip Payne will not accept any responsibility for any modified products or for any damage caused as a result of their modification.

**Monthly and Annual Tests**

Monthly and Annual tests should be carried out in accordance with BS EN 50172:2004, 7.2.

Testing can be carried out by using a sub circuit isolator or by switching off the lighting circuit at the circuit breaker (not for AutoTest or DALI versions).

Battery pack shall be replaced if the specified 3 hour duration is not met.

For replacement battery pack contact Philip Payne Ltd.

The light source contained in this luminaire shall only be replaced by the manufacturer or his service agent or a similar qualified person.



Philip Payne Limited, Thornhill House, Thornhill Road, Solihull, B91 2HB  
+44 (0)121 705 2384 | sales@philippayne.co.uk | www.philippayne.co.uk



**NOTICE TO CONTRACTOR PLEASE PASS THIS LEAFLET TO THE END-USER.**